

Earthing the Human Body Influences Physiologic Processes

Karol Sokal, MD, PhD¹ and Pawel Sokal, MD, PhD²

Abstract

Objectives: This study was designed to answer the question: Does the contact of the human organism with the Earth via a copper conductor affect physiologic processes?

Subjects and experiments: Five (5) experiments are presented: experiment 1—effect of earthing on calcium–phosphate homeostasis and serum concentrations of iron ($N = 84$ participants); experiment 2—effect of earthing on serum concentrations of electrolytes ($N = 28$); experiment 3—effect of earthing on thyroid function ($N = 12$); experiment 4—effect of earthing on glucose concentration ($N = 12$); experiment 5—effect of earthing on immune response to vaccine ($N = 32$). Subjects were divided into two groups. One (1) group of people was earthed, while the second group remained without contact with the Earth. Blood and urine samples were examined.

Results: Earthing of an electrically insulated human organism during night rest causes lowering of serum concentrations of iron, ionized calcium, inorganic phosphorus, and reduction of renal excretion of calcium and phosphorus. Earthing during night rest decreases free tri-iodothyronine and increases free thyroxine and thyroid-stimulating hormone. The continuous earthing of the human body decreases blood glucose in patients with diabetes. Earthing decreases sodium, potassium, magnesium, iron, total protein, and albumin concentrations while the levels of transferrin, ferritin, and globulins $\alpha 1$, $\alpha 2$, β , and γ increase. These results are statistically significant.

Conclusions: Earthing the human body influences human physiologic processes. This influence is observed during night relaxation and during physical activity. Effect of the earthing on calcium–phosphate homeostasis is the opposite of that which occurs in states of weightlessness. It also increases the activity of catabolic processes. It may be the primary factor regulating endocrine and nervous systems.

Introduction

COMMONLY IN CLINICAL OBSERVATION, several disorders are found in physiologic processes, although symptoms of one illness are dominant. One should seek regulating factors that are universal in nature and the action of which could be disturbed by contemporary civilization. Secondary forces defined as the interactions between living organisms and the surrounding environment could be important factors in regulation of human physiologic processes. The interaction of the charge of the earth may play such a role.^{1,2} Throughout evolutionary history, living organisms have continued to have a relationship with the electrical properties of the earth, either by direct contact with the earth's electrically charged surface or by field interactions with the earth's electrical field. Some similar phenomenon may still be operating in the aqueous internal environment of the human body. A number of theories about the origin of life involve electrical phenomena that

triggered the combining of the elements present in the primordial aqueous environment to form stable biomolecules that could reproduce themselves. In modern times, such electrical phenomena may continue to operate to stabilize the various regulatory processes that are essential to life.

This study was designed to answer the question: Does the contact with the earth affect calcium–phosphate homeostasis, concentration of electrolytes, glucose, proteins, and thyroid function? Similar studies were recently published and showed beneficial effects of grounding.^{1–4} Dynamics of changes in measured parameters depends on several factors (e.g., disease and age of individuals, conditions of insulation of human body, the weather, body motion with longitudinal compression of skeleton, the period of grounding, the time of meals, and applied therapy). To eliminate the majority of these factors in experiments, the grounding has been done during night rest in a homogeneous group of people, however, in different time and weather conditions.

¹Department of Ambulatory Cardiology, Military Clinical Hospital, Bydgoszcz, Poland.

²Department of Neurosurgery, Military Clinical Hospital, Bydgoszcz, Poland.

Materials and Methods

Experiment 1: Effect of earthing of the human body on calcium-phosphate homeostasis and serum concentrations of iron during night-time sleep

Subjects and clinical experiments. Eighty-four (84) people (30 women, 54 men) 20–64 years old comprised the study group. Selection of the tested people was based on the following conditions: They did not require pharmacological treatment, the investigations were continued for 2 days, during the day before and during the experiment every subject managed to sustain a similar physical activity, diet, and fluid intake. The subjects were instructed to avoid contact with anything that might ground them. The evening meal was consumed at 6:00 PM. They rested on insulated beds in their rooms on the 6th floor at a temperature of 18°C–21°C. Construction of the building was of reinforced concrete.

Instrumentation. The grounding was made of a cooper plate (30 mm×80 mm) placed on the lower part of the leg attached with a strip so that it would not come off as the subjects moved during the night. The plate was connected to an insulated cooper conductor (diameter of 1 mm) to the second plate (60 mm×250 mm, the size of the average foot) placed on a moistened earth outdoors. The temperature was of 3°C–12deg;C near the surface of the earth.

Experimental procedure. A double-blind technique was applied (Fig. 1). On the first day, the blood samples were drawn at 6:00 AM. All the people taking part in the experiment were randomly assigned to two groups. At 10:00 PM one group of people was grounded, while the second group remained without contact with earth potential. On the next day at 6:00 AM, blood samples were drawn again. From 10:00 PM until 6:00 AM the subjects rested in a recumbent position and then they did everyday activities. Blood samples were drawn from the cubital vein to plastic tubes enclosed in vacuum, always in the recumbent position. The blood was centrifuged after clot retraction. Urine collected between 10:00 PM and 6:00 AM was examined after the first night of the experiment as a control and after the next night as an active (under grounding) (Fig. 1).

Analytical procedures. Blood serum ionized calcium concentrations were determined ion selectively using the

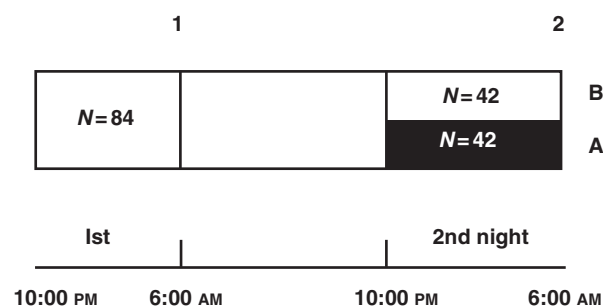


FIG. 1. Hourly timetable and plan of the first experiment. A, Group of individuals grounded from 10:00 PM to 6:00 AM; B, group not grounded. 1, 2, following samples of blood and urine.

Corning 288 analyzer. Total calcium, inorganic phosphorus, and iron concentrations were measured by means of Bio-Merieux sets (Lyon, France, 1996) using a Technicon RAXT analyzer. Alkaline phosphatase was assayed with a standardized kit (Bio-Merieux).

Statistical analysis. Data were analyzed using program Origin Version 3.73 of Microcal Software Inc. Means, variance, and standard error of the mean (SEM) were calculated. Between-group comparison of mean values was performed using Student's unpaired *t* test.

Results. Means values and SEM are presented in Table 1 and *p* values in Table 2.

Eight (8)-hour earthing of the human body during night-time sleep (value 2A) causes the lowering of serum concentrations (mean ± SEM) of iron in μmol/L (from 19.8 ± 7.14 to 15.04 ± 5.5), ionized calcium in mmol/L (from 1.19 ± 0.09 to 1.08 ± 0.08), total calcium in mmol/L (from 2.43 ± 0.20 to 2.31 ± 0.15), inorganic phosphorus in mmol/L (from 1.48 ± 0.22 to 1.37 ± 0.19) and the reduction of alkaline phosphatase in International Units/L (from 123.4 ± 22.5 to 114.6 ± 14.0). Earthing of the human body during a sleep period causes the reduction of renal excretion in mmol/8 hours of calcium (from 2.14 ± 0.82 to 1.12 ± 0.34) and phosphorus (from 16.8 ± 5.8 to 10.7 ± 3.8). All of these results were statistically significant.

Experiment 2: Effect of earthing on serum concentrations of electrolytes

The investigations were carried out on 28 people (10 women, 18 men), aged 20–52 years in the Department of Internal Medicine. The subjects did not require pharmacological treatment. The investigations were continued for 2 days. During the day before and during the experiment,

TABLE 1. EFFECT OF EARTHING THE HUMAN BODY ON CALCIUM-PHOSPHATE HOMEOSTASIS AND SERUM CONCENTRATIONS OF IRON IN THE FIRST EXPERIMENT

Symbol	N	Mean	Variance	SEM	Mean	Variance	SEM
		Ca u			IP u		
2A	42	1.12	0.120	0.347	10.70	14.80	3.847
2B	42	2.14	0.673	0.820	16.85	34.10	5.839
1	84	2.08	0.551	0.742	16.58	34.08	5.837
		T Ca s			Ca ions s		
2A	42	2.31	0.022	0.150	1.085	0.006	0.081
2B	42	2.43	0.042	0.206	1.190	0.008	0.091
1	84	2.48	0.032	0.179	1.180	0.007	0.084
		IP s			AP s		
2A	42	1.373	0.039	0.197	114.6	197.8	14.07
2B	42	1.485	0.048	0.220	123.4	508.6	22.55
1	84	1.510	0.044	0.210	128.8	383.7	19.59
		Iron s					
2A	42	15.04	30.84	5.553			
2B	42	19.80	51.04	7.144			
1	84	20.79	53.93	7.344			

SEM, standard error of the mean; Ca, calcium; u, urine; IP, inorganic phosphorus; T Ca, total calcium; s, blood serum; AP, alkaline phosphatase.

TABLE 2. EFFECT OF EARTHING THE HUMAN BODY ON CALCIUM-PHOSPHATE HOMEOSTASIS AND SERUM CONCENTRATIONS OF IRON IN THE FIRST EXPERIMENT, P-VALUES ARE PRESENTED

Symbol	2B	1	2B	1	2B	1	2B	1
	Ca u		IP u		T Ca s		Ca ions	
2A	0.000	0.000	0.000	0.000	0.002	0.000	0.000	0.000
	IP s		AP s		Iron s			
2A	0.017	0.000	0.035	0.000	0.001	0.000		

Ca u, calcium in urine; IP u, inorganic phosphorus in urine; T Ca s, total calcium in blood serum; Ca ions, ionized calcium in blood serum; IP s, inorganic phosphorus in blood serum; AP s, alkaline phosphatase in blood serum; Iron s, iron in blood serum.

every subject managed to sustain a similar physical effort and diet. The evening meal was consumed at 7:00 PM, after which all the subjects were instructed to avoid contact with grounding (they washed themselves in insulated containers in the mornings). They rested on insulated beds in their rooms. The grounding was made from the copper plate placed on the lower part of the leg. Double-blind technique was applied (Fig. 2). On the first day, blood samples were drawn at 5:00 AM and 6:00 AM. At 10:00 PM, one group of people received a sham-contact with grounding (broken wire invisible from outside). The second group had a real contact with the Earth. Individuals did not know which wire was connected, and during this time measurements of voltage were made showing in real contact—180 millivolts direct current (mVDC)—(-260 mVDC) and in interruption of contact—2 mVDC—(+2 mVDC). These measurements were conducted with the use of multimeter between the moistened surface of the skin and the moistened surface of the earth. On the next day at 5:00 AM, blood samples were drawn from people who had the cables still connected, then individuals who had had sham-contact received a real one, and the second group of previously earthed subjects was connected to a broken wire. At 6:00 AM while still connected to the earthing, blood samples were drawn again. In this way, the effect of 1-hour contact with the Earth in B group and the effect of 1 hour of interruption of contact in the group A were measured. From 10:00 PM until 6:00 AM, the subjects rested in a recumbent position. Blood samples were drawn from the cubital vein to plastic tubes enclosed in vacuum. The blood samples were always drawn with patients in the recumbent position by the same 2 nurses. The blood was centrifuged

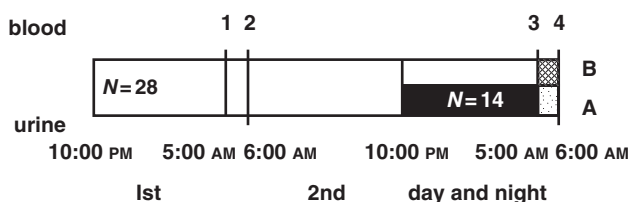


FIG. 2. Hourly timetable and plan of the second experiment. 1A, 7-hour period without earthing (N=28) 1st day; 2A, 1-hour period without earthing (N=28) 1st day; 3A, 7-hour period with earthing (N=14) 2nd day; 4A, 1-hour period without earthing (N=14) 2nd day; 3B, 7-hour period without earthing (N=14) 2nd day; 4B, 1-hour period with earthing (N=14) 2nd day.

after clot retraction. Blood serum ionized calcium, sodium, potassium, and chloride concentrations were determined ion selectively using a Corning 288 analyzer. Total calcium, inorganic phosphorus, and total magnesium concentrations were measured by means of Bio-Merieux sets using a Technicon RAXT analyzer. The mean error of the measurement was ±1%. Alkaline phosphatase was assayed with a standardized kit (Bio-Merieux). Urine was being collected at 10:00 PM to 6:00 AM during the first night of the experiment as a control and during the next night while 14 subjects were earthed (group A) and the next 14 were unearthed (group B). Calcium and phosphate concentrations in collected urine volume were examined. Statistical analysis was performed using a *t* test for dependent pairs in groups 1, 2, 3, 4 and for independent pairs between groups A and B (Fig. 3).

Results. The effect of earthing on concentrations of electrolytes (including calcium, phosphates) is presented in Figure 3 and Table 3. The double-blind trial proved that the only a real contact with the Earth is responsible for registered alterations (Table 4).

Seven (7)-hour and even 1-hour contact with earthing in a fasting state causes the lowering of serum concentrations of total calcium, ironized calcium, inorganic phosphorus, and alkaline phosphatase activity. A 1-hour break of contact following overnight rest in contact causes total calcium and alkaline phosphatase concentrations to rise, with an accompanying decrease in the concentrations of ionized calcium and inorganic phosphorus. A decrease in inorganic phosphorus and ionized calcium after the interruption of contact with the Earth, with concomitant rising of sodium, magnesium, and chloride concentrations, could indicate an exchange of these ions with the intracellular environment. Earthing of a body during a sleep period has an effect on the reduction of renal excretion of calcium and phosphates.

Seven (7)-hour contact with the Earth of a subject at rest significantly decreases the serum sodium (*p*=0.00), potassium (*p*=0.00), and magnesium levels (*p*=0.00). A 1-hour interruption of contact increases the sodium (*p*=0.00), chloride (*p*=0.06) and magnesium concentration (*p*=0.00).

Experiment 3: Effect on thyroid function of earthing of the human organism during night relaxation

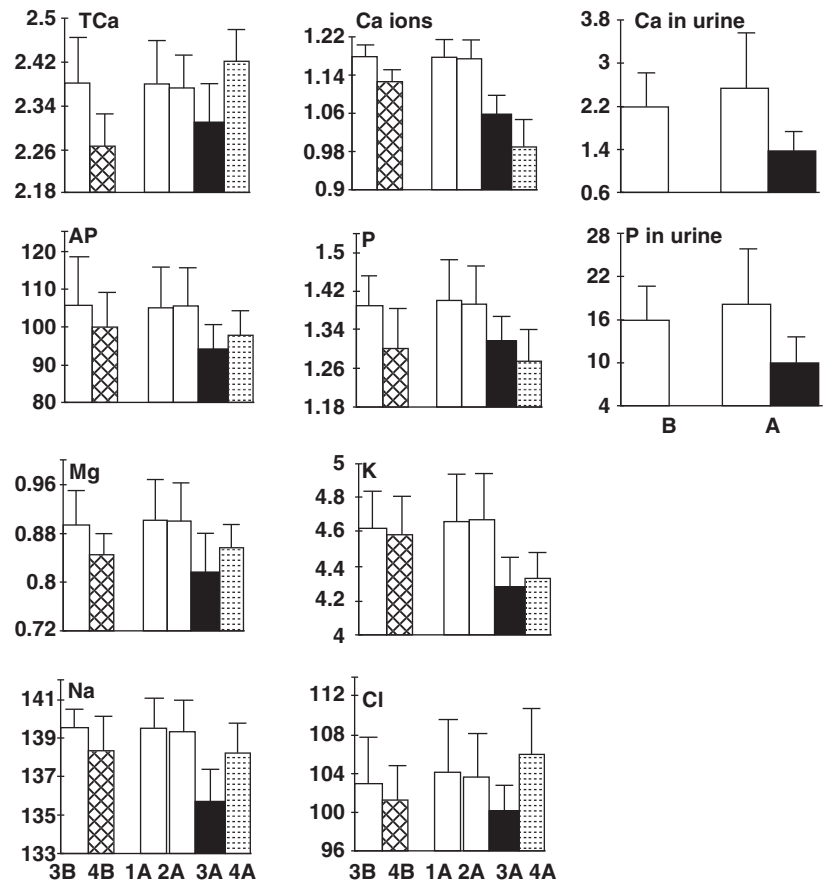
Subjects. There were 12 patients (6 women, 6 men), who were 34–60 years old. Their body-mass index (BMI) was 25–28 kg/m² body surface. The patients who had no clinical symptoms of thyroid disorders did not require pharmacological treatment.

Experimental procedure and instrumentation. See Experiment 1 and Figure 1.

Analytical procedures. Thyroid-stimulating hormone (TSH), free tri-iodothyronine (T₃), and thyroxine (T₄) were measured by means of Bio-Merieux sets (Lyon 1996). Precision value for the analytical methods for TSH, free T₃, and free T₄ was 4.3%.

Statistical analysis. Data were analyzed using program Origin Version 3.73 of Microcal Software Inc. Means and SEM were calculated.

FIG. 3. Diagrams showing the dynamics of changes in concentrations of selected electrolytes and alkaline phosphatase in the second experiment. 1A, 7-hour period without earthing (*N* = 28) 1st day; 2A, 1-hour period without earthing (*N* = 28) 1st day; 3A, 7-hour period with earthing (*N* = 14) 2nd day; 4A, 1-hour period without earthing (*N* = 14) 2nd day; 3B, 7-hour period without earthing (*N* = 14) 2nd day; 4B, 1-hour period with earthing (*N* = 14) 2nd day; A, urine collection in earthed subjects during 2nd night (*N* = 14); B, urine collection in unearthed subjects (*N* = 14).



Results. Results are presented in Table 5. Comparison of groups 2A and 2B was conducted. 2A is an active group of grounded subjects; 2B is a control group of ungrounded subjects. Earthing of the human body during the night increases concentrations of free T₄ and TSH (*p* < 0.05), and diminishes the level of free T₃ (*p* < 0.05).

Experiment 4: Effect of earthing of the human organism on glucose concentration in serum

Subjects. Twelve (12) patients with non-insulin-dependent diabetes mellitus (NIDDM) had been well controlled with glibenclamide, which is an antidiabetic drug, for about ≥6 months, but at the time of study had unsatisfactory glycemic control (fasting plasma glucose >10 mmol/L) despite dietary and exercise advice and glibenclamide doses 10 mg/day. These patients were studied in the Department of Internal Medicine (for conditions see Experiment 1). All patients were

on an isocaloric diet consisting of ≈25% fat, 29% proteins, and 55% carbohydrate. Characteristics of patients were the following: age 42–58 years (mean 52 years), sex 6 women and 6 men, mean BMI >28, concomitant medication of angiotensin-converting enzyme (ACE) inhibitors: 2 individuals from the group of grounded people and 2 from the ungrounded group.

TABLE 4. *P*-VALUES OF THE CONCENTRATION CHANGES OF EXAMINED PARAMETERS IN THE SECOND EXPERIMENT

	3A		4A	4B			
	1A	2A	3B	3A	1B	2B	3B
Total Ca	0.006	0.002	0.000	0.000	0.000	0.000	0.000
Ca ions	0.000	0.000	0.000	0.000	0.000	0.000	0.000
AP	0.000	0.000	0.005	0.004	0.001	0.002	0.002
IP	0.002	0.001	0.002	0.001	0.000	0.000	0.000
K	0.000	0.000	0.000	0.044	0.937	0.338	0.051
Mg	0.003	0.001	0.002	0.007	0.009	0.005	0.004
Na	0.000	0.000	0.000	0.000	0.045	0.019	0.045
Cl	0.009	0.020	0.061	0.000	0.317	0.178	0.098

TABLE 3. EFFECT OF EARTHING ON CALCIUM–PHOSPHATE HOMEOSTASIS AND SELECTED ELECTROLYTES

	TCa	iCa	IP	AP	Mg	K	Na	Cl
1-hour contact with earth	↓	↓	↓	↓	↓	↔	↔	↔
7-hour contact with earth	↓	↓	↓	↓	↓	↓	↓	↓
1-hour break in contact	↑	↓	↓	↑	↑	↔	↑	↑

TCa, total calcium; iCa, ionized calcium; IP, inorganic phosphorus; AP, alkaline phosphatase; Mg, magnesium; K, potassium; Na, sodium; Cl, chloride; electrolytes in blood serum.

Selected electrolytes (Ca, calcium; IP, inorganic phosphorus; K, potassium; Mg, magnesium; Na, sodium; Cl, chloride) and alkaline phosphatase (AP) concentrations in blood serum.

1A, 7-hour period without earthing (*N* = 28) 1st day; 2A, 1-hour period without earthing (*N* = 28) 1st day; 3A, 7-hour period with earthing (*N* = 14) 2nd day; 4A, 1-hour period without earthing (*N* = 14) 2nd day; 3B, 7-hour period without earthing (*N* = 14) 2nd day; 4B, 1-hour period with earthing (*N* = 14) 2nd day.

TABLE 5. EFFECT OF EARTHING THE HUMAN BODY ON THYROID FUNCTION

Symbol	N	<i>ft</i> 3	<i>ft</i> 4	TSH
2A	6	5.16 ± 0.38	12.34 ± 1.61	1.06 ± 0.08
2B	6	5.88 ± 0.74	11.56 ± 1.84	0.87 ± 0.12
1	12	5.82 ± 0.64	11.45 ± 1.78	0.91 ± 0.11

2A is an active group of grounded subjects; 2B is a control group of ungrounded subjects.

Means and standard error of the mean of free tri-iodothyronine (*ft*3), free thyroxine (*ft*4) in pmol/L, and thyroid-stimulating hormone (TSH) in mIU/mL.

Experimental procedure. Double-blind technique was applied. One (1) group was continuously grounded during 72 hours, while the second one remained without contact with earth potential (EP). In the first group of grounded people after 24 hours, glibenclamide and ACE inhibitor were discontinued.

Analytical procedures. Glucose concentration was measured by means of Bio-Merieux sets (Lyon 1996). Precision value for the analytical method for glucose was 2.2%.

Statistical analysis. Data were analyzed using the program Origin Version 3.73 of Microcal Software Inc. Means and SEM were calculated. Results in Table 6.

In the grounded group, glibenclamide and ACE inhibitors were discontinued.

Results. Earthing of the human organism has a direct, beneficial effect on the regulation of blood glucose in NIDDM, which is expressed by the decrease of fasting glucose concentrations (means ± SEM: from 10.6 ± 1.2 to 7.4 ± 0.8 mmol/L) (*p* < 0.05).

Experiment 5: Effect of earthing of the human organism on immune response to vaccine

Experimental procedures. The investigations were carried out on 32 volunteer men, 19–23 years old, who were accommodated in the same conditions and fed with the same food. On the first day, the tested subjects received a dose of typhoid vaccine and tetanus toxoid 0.5 mL subcutaneously (Biomed-Warsaw). The investigations were continued for 4 days. Every subject managed to sustain a similar physical effort and diet, but all the people performed everyday activities wearing insulated shoes. All the people were instructed to avoid contact with grounding. They relaxed on insulated

TABLE 6. EFFECT OF EARTHING THE HUMAN BODY ON SERUM CONCENTRATION OF GLUCOSE

Fasting blood glucose (mmol/L)	Group ungrounded (N = 6)	Group grounded (N = 6)
Control	10.8 ± 1.2	10.6 ± 1.3
After 24 hours	10.4 ± 1.3	8.8 ± 1.2
After 72 hours	10.6 ± 1.2	7.4 ± 0.8

Values are mean ± standard error of the mean in mmol/L.

beds in their rooms on the third floor at a temperature of 21°C and atmospheric pressure of 1014 kPa. Construction of the building was of reinforced concrete. The evening meal was consumed at 7:00 PM. Double-blind technique was applied (Fig. 2). On the third day, blood samples were taken at 5:00 AM and 6:00 AM. At 10:00 PM, one group of people received a sham-contact (broken wire invisible from outside). The second group had obtained a real contact with the Earth. Individuals did not know which wire was connected. On the next day (the 4th day of the experiment) at 5:00 AM, blood samples were taken from people who still had cables connected; then the individuals who had a real contact received a sham one. At 6:00 AM, blood samples were taken again. From 10:00 PM until 6:00 AM, the subjects relaxed in a recumbent position. The grounding consisted of the copper plate (30 mm × 80 mm) placed on the lower part of the leg. The plate was connected to an insulated copper conductor (diameter of 1 mm and length of 1000 cm) to the second plate (60 mm × 250 mm, the size of the average foot) placed on a moistened earth outdoors. The weather was cloudless with temperature of 3°C near the surface of the earth. In all of the subjects, a local reaction after vaccination sized 8–30 mm in diameter was observed in the absence of fever. No one required pharmacological treatment. Blood samples were taken from the cubital vein to plastic tubes enclosed in vacuum, always in the recumbent position and by the same 2 nurses. The blood was centrifuged after clot retraction (Figs. 4 and 5).

Results. Seven (7)-hour (3A in Fig. 4) earthing in a night rest causes the lowering of serum concentrations of iron, total protein, and albumins, while the levels of transferrin, ferritin, globulins α1, α2, β, and γ increase (*p* < 0.05). A 1-hour break of contact with the Earth following overnight rest in contact, in a fasting state (4A in Fig. 4) causes iron, total protein, and globulins α2, β, and γ concentrations to rise, with an accompanying decrease in concentrations of ferritin and globulins α1 (*p* < 0.05). *p*-values are presented in Table 7.

Discussion

Our experiments have shown that contact of the human body with moistened surface of the Earth via a copper conductor can influence calcium–phosphate homeostasis. The effect of earthing of the human body in a recumbent position on calcium–phosphate homeostasis is opposite to that which occurs in states of weightlessness. It shows that contact with the Earth in a recumbent position leads to effects that have been noted during rhythmic, longitudinal compression of the skeleton in immobilized patients.⁵ The reduction of renal excretion of calcium and phosphorus, and the lowering of serum

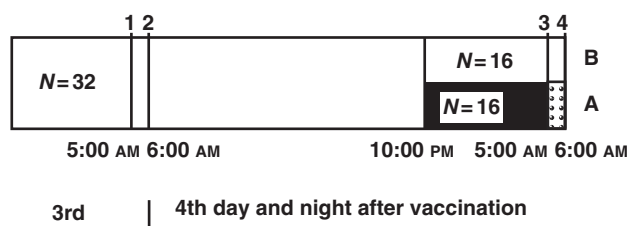


FIG. 4. Timetable of the fifth experiment. A, group of individuals grounded from 10:00 PM to 5:00 AM. B, group not grounded. B, 1, 2, 3, 4 following blood samples.

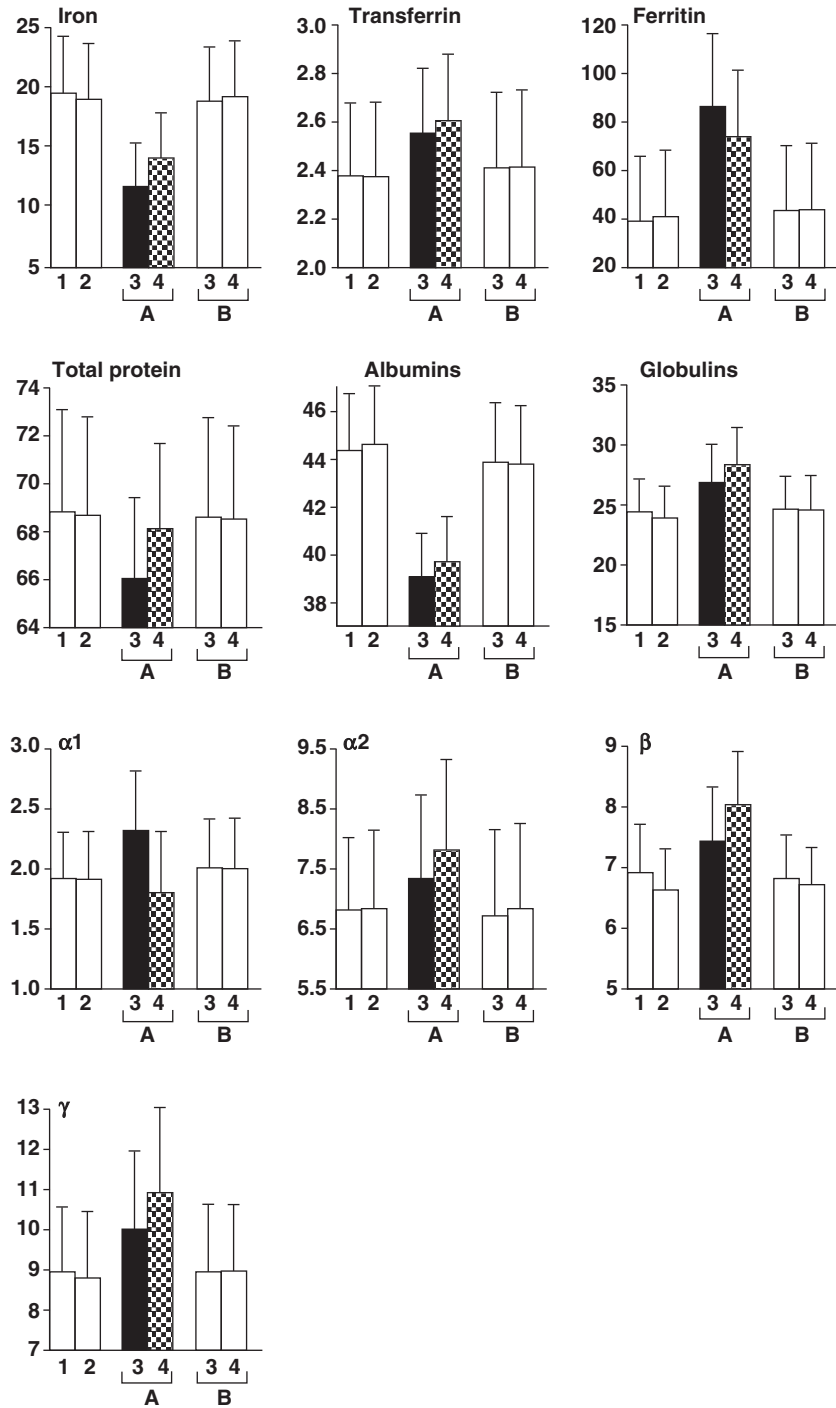


FIG. 5. Values 3A present effect of 7-hour earthing during night rest-active group. Values 1 and 3B show effect of 7-hour insulation during night rest-control group. Values of concentrations of iron are in $\mu\text{mol/L}$ and of ferritin are in $\mu\text{g/L}$. Transferrin, total protein, albumins, and globulins are in g/L.

concentrations of total calcium, ionized calcium, and phosphorus can indicate that they are stored in the skeleton. This pool of calcium ions is readily exchangeable because it is in physicochemical equilibrium with extracellular fluid. The pool consists of calcium phosphate salts and provides an immediate reserve for sudden decreases of calcium ions in blood.⁶ In the state of normocalcemia, the excitation-secretion processes of parathyroid glands are sensitive and immediate.⁵ Minimal changes of concentrations of calcium ions in the blood modulate the activity of nervous and endocrine systems.

Dynamics of changes in concentrations of ions (sodium, potassium, and chloride) could indicate an exchange of these

ions with the intracellular environment. The contact of human organism with the Earth may change the conditions of intestinal absorption and excretion, renal excretion, and storage and transmission of ions through the cellular membrane.

Results of presented studies have shown that earthing from the defined surface of the Earth transmitted via a copper conductor onto the surface of an insulated human body is responsible for changes of iron and proteins in serum concentrations.

Earthing the human body during relaxation and during physical activity is responsible for the increasing glucose

TABLE 7. EXPERIMENT 5: EFFECT OF EARTHING THE HUMAN ORGANISM ON IMMUNE RESPONSE TO VACCINE

	3A				4A
	1A	2A	3B	4B	3A
Iron	0.000	0.000	0.000	0.000	0.002
Transferrin	0.001	0.001	0.002	0.002	0.328
Ferritin	0.000	0.000	0.000	0.000	0.009
Total protein	0.002	0.002	0.003	0.003	0.012
Albumins	0.000	0.000	0.001	0.001	0.423
Globulins	0.000	0.000	0.001	0.001	0.009
$\alpha 1$	0.006	0.006	0.008	0.008	0.003
$\alpha 2$	0.002	0.002	0.001	0.001	0.001
β	0.001	0.001	0.001	0.001	0.005
Γ	0.000	0.000	0.001	0.001	0.011

All data are *p*-values.

1A, 7-hour period without earthing ($N = 32$) 1st day; 2A, 1-hour period without earthing ($N = 32$) 1st day; 3A, 7-hour period with earthing ($N = 16$) 2nd day; 4A, 1-hour period without earthing ($N = 16$) 2nd day; 3B, 7-hour period without earthing ($N = 16$) 2nd day; 4B, 1-hour period with earthing ($N = 16$) 2nd day.

utilization by the cells in NIDDM. Lack of contact with the Earth may cause opposite effects and may be the reason for several disorders (diabetes, obesity, and hypertension).⁷

Seven (7)-hour earthing of an insulated human body causes the decrease of serum concentrations of iron, total protein, and albumins while it increases the concentration of globulins, whereas 1-hour interruption of human contact with Earth causes the increase of iron, total protein, and globulins concentrations. Increase in concentrations of γ -globulins indicates that the immune response to vaccine and toxoid can be potentiated and accelerated by grounding of the human body. It suggests that contact with the Earth can affect regulation of immune response.^{2,3}

Earthing the human body during night-time sleep influences thyroid function: it increases concentrations of free T_4 and TSH and diminishes the level of free T_3 . The increase in basal metabolic rate accounts for the thermogenic effect of thyroid hormone that could be expressed in elevated utilization of free T_3 . The rate of respiration of mitochondria can be controlled by the concentration of adenosine diphosphate because oxidation and phosphorylation are tightly coupled. In mitochondria, respiration (i.e., electron transport) may occur unaccompanied by oxidative phosphorylation. Free energy may be still released as the electrons are transferred down the transport chain; however, this energy is not trapped as adenosine triphosphate but appears instead as heat.⁸ This mechanism may occur in the grounded organism during night relaxation. Membranes compartmentalize and segregate intracellular events, separate cells from one another, and segregate organ function. Mitochondria are double-membrane organelles that convert energy to forms that can be used by the cell.⁹ The greatest source of H^+ is the CO_2 produced as one of the end products of the oxidation of glucose and fatty acids during aerobic metabolism. In aerobic organism, the ultimate acceptor of electrons derived from fuel molecules is molecular oxygen. The electrons are first transferred from the fuel molecules to a specialized electron carrier. Electrons from the carrier reach molecular oxygen via the mitochondrial electron transport system. Molecular ox-

xygen requires four electrons for reduction to water, and four electrons can be supplied in a single step only by the terminal cytochrome C oxidase in the mitochondria.¹⁰ In converting molecular oxygen into active oxygen species, there are several possible modes by which iron can be redox active in biologic systems. Free radical reactions are initiated continuously *in vivo* by both enzymatic and nonenzymatic reactions.¹¹ Anabolic processes involved in the biosynthesis of fatty acid from acetyl coenzyme A (acetyl-CoA) are confined to the cytosol fraction. The catabolic processes concerned with the oxidation of fatty acids to acetyl-CoA are contained within mitochondrial matrix.⁸ The stabilization of the hydrogen bonds in mitochondrial membranes and supply of electrons to terminal cytochrome C oxidase in the mitochondria may play critical role in bioenergetic processes during night relaxation. Dynamics of changes of concentrations of TSH, free T_4 , and free T_3 indicate that earthing of the human body can affect processes described above.

Conclusions

Earthing the human body influences human physiologic processes through the aqueous environment of the Earth and the aqueous environment of the human organism via a copper conductor in a building with reinforced concrete construction. This influence is observed during night relaxation and during physical activity. The effect of earthing the human body on calcium-phosphate homeostasis is the opposite of that which occurs in states of weightlessness. It also increases the activity of catabolic processes. It may be the primary factor regulating the endocrine and nervous systems.

Disclosure Statement

No competing financial interests exist.

References

- Chevalier G. Changes in pulse rate, respiratory rate, blood oxygenation, perfusion index, skin conductance and their variability induced during and after grounding human subjects for 40 minutes. *J Altern Complement Med* 2010;16:81-87.
- Oschman JL. Can electrons act as antioxidants? A review and commentary. *J Altern Complement Med* 2007;13:955-967.
- Brown D, Chevalier G, Hill M. Pilot study on the effect of grounding on delayed-onset muscle soreness. *J Altern Complement Med* 2010;16:265-273.
- Ghaly M, Teplitz D. The biological effects of grounding the human body during sleep, as measured by cortisol levels and subjective reporting of sleep, pain, and stress. *J Altern Complement Med* 2004;10:767-776.
- Mayer G. Parathyroid hormone secretion. In: De Groot L. *Endocrinology, Part II*. New York: Grune and Stratton, 1979.
- Bullock J, Boyle J, Wang MB. *Physiology*, 2nd ed. The National Medical Series for Independent Study. Philadelphia, Baltimore, Hong Kong, London, Munich, Sydney & Tokyo: Harwal Publishing, 1991.
- Kaplan NM. The deadly quartet: Upper body obesity, glucose intolerance, hypertriglyceridaemia and hypertension. *Arch Intern Med* 1989;149:1514-1520.
- Davidson VL, Sittman DB. *Biochemistry*, 3rd ed. The National Medical Series for Independent Study. Philadelphia, Baltimore, Hong Kong, London, Munich, Sydney & Tokyo: Harwal Publishing, 1994.

9. Ling GN. Physiology and anatomy of the cell membrane: The physical state of water in the living cell. *Fed Proc* 1965;24:103–112.
10. Tsukihara T, Aoyama H, Yamashita E, et al. Structures of metal sites of oxidized bovine heart cytochrome c oxidase at 2.8 Å. *Science* 1995;269:1069–1074.
11. Cross CE. Oxygen radicals and human disease. *Ann Intern Med* 1987;107:526–545.

Address correspondence to:

*Pawel Sokal, MD, PhD
Department of Neurosurgery
Military Clinical Hospital
Powstancow Warszawy 5
Bydgoszcz 85-915
Poland*

E-mail: psokal@wp.pl

This article has been cited by:

1. Amir Shahzad, K. Rohana Wijewardhana, Jang-Kun Song. 2017. Comment on “An ultrathin stretchable triboelectric nanogenerator with coplanar electrode for energy harvesting and gesture sensing” by X. Chen, Y. Song, H. Chen, J. Zhang and H. Zhang, *Journal of Materials Chemistry A* , 2017, 5 , 12361. *Journal of Materials Chemistry A* 5:45, 24011-24013. [[Crossref](#)]
2. Haider Abdul-Lateef Mousa. 2017. Prevention and Treatment of Influenza, Influenza-Like Illness, and Common Cold by Herbal, Complementary, and Natural Therapies. *Journal of Evidence-Based Complementary & Alternative Medicine* 22:1, 166-174. [[Crossref](#)]
3. Hayk Harutyunyan, Vahe Mkrtchyan, Karine Sukiasyan, Gohar Sahakyan, Gayane Poghosyan, Ani Soghomonyan, Eugene Cherniavsky, Ekaterina Bondarenko, Vladimir Shkumatov. 2016. Effect of in vivo and in vitro exposure to electrostatic field on some hematological parameters in rats. *Bioelectromagnetics* 37:8, 513-526. [[Crossref](#)]
4. James L. Oschman. Energy Medicine in Daily Life 297-330. [[Crossref](#)]
5. Michael Bevington. 2015. Lunar biological effects and the magnetosphere. *Pathophysiology* 22:4, 211-222. [[Crossref](#)]
6. Ju-Hyuck Lee, Ronan Hinchet, Tae Yun Kim, Hanjun Ryu, Wanchul Seung, Hong-Joon Yoon, Sang-Woo Kim. 2015. Control of Skin Potential by Triboelectrification with Ferroelectric Polymers. *Advanced Materials* 27:37, 5553-5558. [[Crossref](#)]
7. Kent Chamberlin, Wayne Smith, Christopher Chirgwin, Seshank Appasani, Paul Rioux. 2014. Analysis of the Charge Exchange Between the Human Body and Ground: Evaluation of “Earthing” From an Electrical Perspective. *Journal of Chiropractic Medicine* 13:4, 239-246. [[Crossref](#)]
8. Gaétan Chevalier. 2014. Grounding the Human Body Improves Facial Blood Flow Regulation: Results of a Randomized, Placebo Controlled Pilot Study. *Journal of Cosmetics, Dermatological Sciences and Applications* 04:05, 293-308. [[Crossref](#)]
9. Paweł Sokal, Zbigniew Jastrzębski, Ewelina Jaskulska, Karol Sokal, Maria Jastrzębska, Łukasz Radzimiński, Robert Dargiewicz, Piotr Zieliński. 2013. Differences in Blood Urea and Creatinine Concentrations in Earthed and Unearthed Subjects during Cycling Exercise and Recovery. *Evidence-Based Complementary and Alternative Medicine* 2013, 1-6. [[Crossref](#)]
10. Karol Sokal, Pawel Sokal. 2012. Earthing the Human Organism Influences Bioelectrical Processes. *The Journal of Alternative and Complementary Medicine* 18:3, 229-234. [[Abstract](#)] [[Full Text](#)] [[PDF](#)] [[PDF Plus](#)]
11. Iver Mysterud. 2012. Fysisk kontakt med jorden er viktig for helsen. *Tidsskrift for Den norske legeforening* 132:3, 270-270. [[Crossref](#)]
12. Gaétan Chevalier, Stephen T. Sinatra, James L. Oschman, Karol Sokal, Pawel Sokal. 2012. Earthing: Health Implications of Reconnecting the Human Body to the Earth's Surface Electrons. *Journal of Environmental and Public Health* 2012, 1-8. [[Crossref](#)]
13. Paweł Sokal, Karol Sokal. 2011. The neuromodulative role of earthing. *Medical Hypotheses* 77:5, 824-826. [[Crossref](#)]
14. James L. Oschman. Foreword and Special Contribution: The Living Matrix x-xix. [[Crossref](#)]